



RHYME®

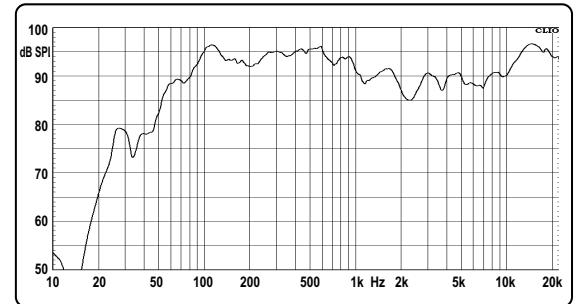
www.rhymeaudio.com

B212

SPECIFICATION

Configuration	: 1 x 12" Bass Reflex, 2way Fullrange
Frequency Range (-10 dB)	: 80 Hz - 20 kHz
Frequency Response (± 3 dB)	: 100 Hz - 20 kHz
Horizontal Coverage Angle (-6 dB)	: 90°
Vertical Coverage Angle (-6 dB)	: 90°
Crossover Modes	: Passive
System Sensitivity (1m/1w)	: 97 dB
Maximum SPL ¹	: 128 dB
System Nominal Impedance	: 4 Ohm
Power Rating (RMS / Program / Peak) ²	: 350 / 700 / 1400 Watt

Frequency Response



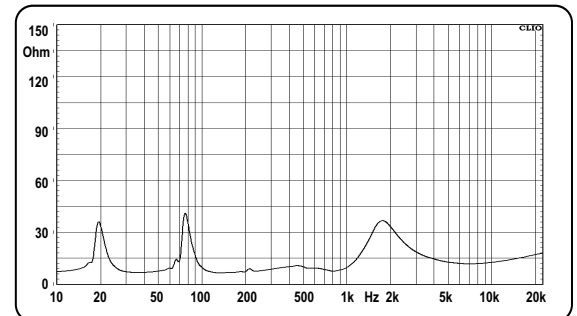
TRANSDUCER

HF Driver	: CD 340T1B-08F-MK ₁ , ferrite, 34.4 mm VC
LF Driver	: 127150 DLX , 12", ferrite, 49.5 mm VC

PHYSICAL

Enclosure Material	: MDF P2 15mm
Finish	: Black Texture
Input Connector	: Neutrik Speakon NL4 (x2 parallel)
Dimension (H x W x D)	: 645 x 375 x 322 mm (net) 705 x 435 x 397 mm (shipping)
Weight (Net/Shipping)	: 18 / 23 kg
Mounting Suspension	: Eye Bolt M10 Thread, pole mount socket

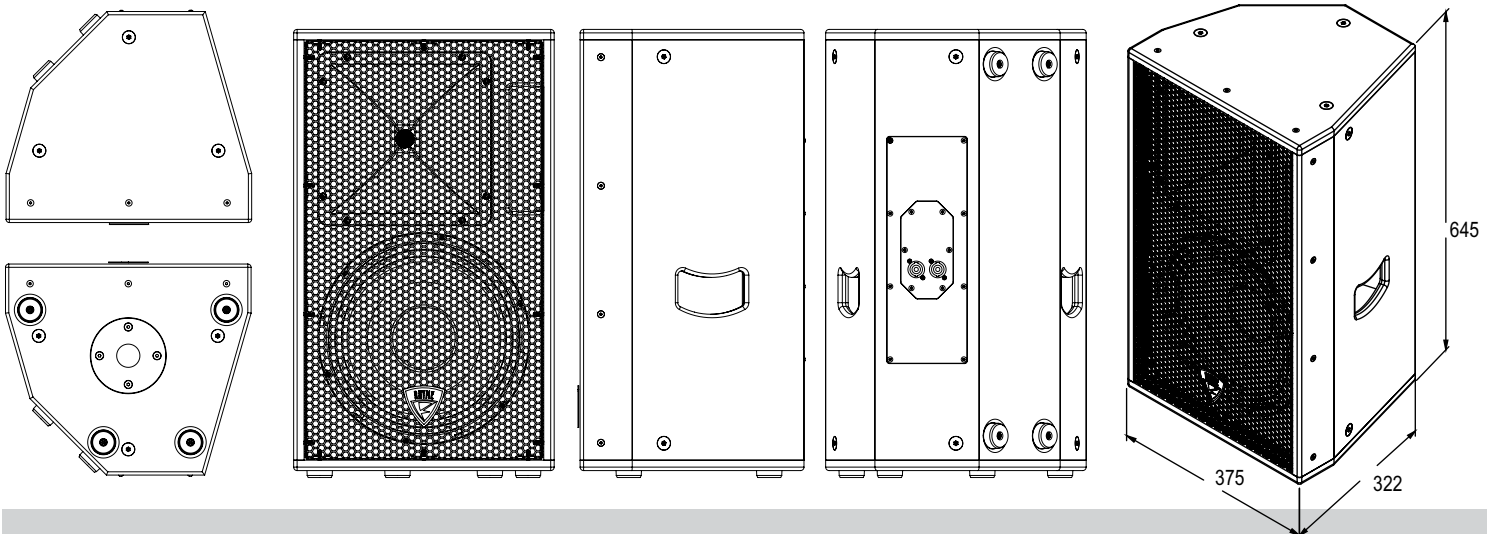
Impedance



¹Calculated based on peak power and measured sensitivity

²RMS: pink noise with 6dB crest factor, 12dB BW @ 60 Hz - 20000 Hz, 2Hr/step until break, single unit

BOX



Surabaya : Jl. Margomulyo No. 5, Tandes - Surabaya, Telp. +62-81 231833504

Jakarta : Ruko Glodok Plaza Blok F no. 97

Jl. Pinangsia Raya, Mangga Besar - Jakarta Barat, Telp. +62-21 6493139