



RHYME®

www.rhymeaudio.com

RM 225 M-MK₄

SPECIFICATION

Configuration	: Dual 15" 2.5way, full range
Frequency Range (-10 dB)	: 52 Hz - 19 kHz
Frequency Response (±3 dB)	: 60 Hz - 17 kHz
Horizontal Coverage Angle (-6 dB)	: 90°
Vertical Coverage Angle (-6 dB)	: 90°
Crossover Modes	: HF : 2000 Hz, Passive MF : 2000 Hz, Passive LF : 250 Hz, Passive
System Sensitivity (1m/1w)	: 97 dB
Maximum SPL ¹	: 131 dB
System Nominal Impedance	: 4 Ohm
Power Rating (RMS / Program / Peak) ²	: 600 / 1200 / 2400 Watt

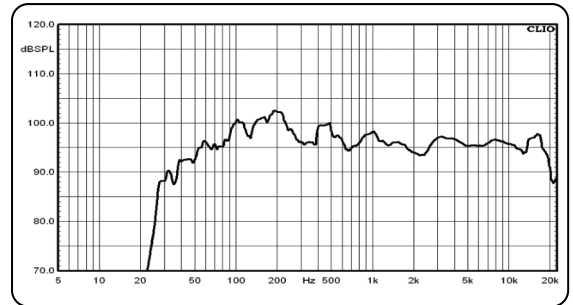
TRANSDUCER

HF Driver	: CD 650TR15B-08F, ferrite, 65mm VC
LF Driver	: 2 x RM 75155 W-MK ₁ , 15", ferrite, 75mm VC

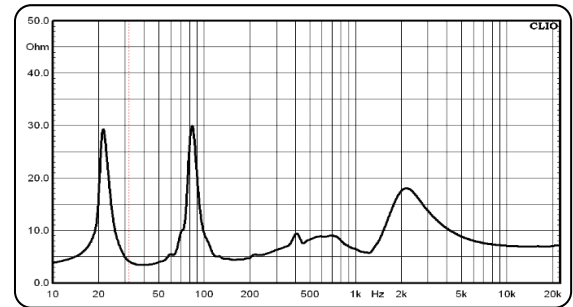
PHYSICAL

Enclosure Material	: 18mm Russian Birchply with glued & mechanically fastened joint detail
Finish	: Black Textured
Input Connector	: Neutrik Speakon NL4 (x2 parallel)
Dimension (H x W x D)	: 1239 x 490 x 470 mm (net) 1359 x 614 x 590 mm (shipping)
Weight (Net/Shipping)	: 60 / 67 Kg
Mounting & Suspension	: Eye Bolt M10 Thread

Respon Frekuensi



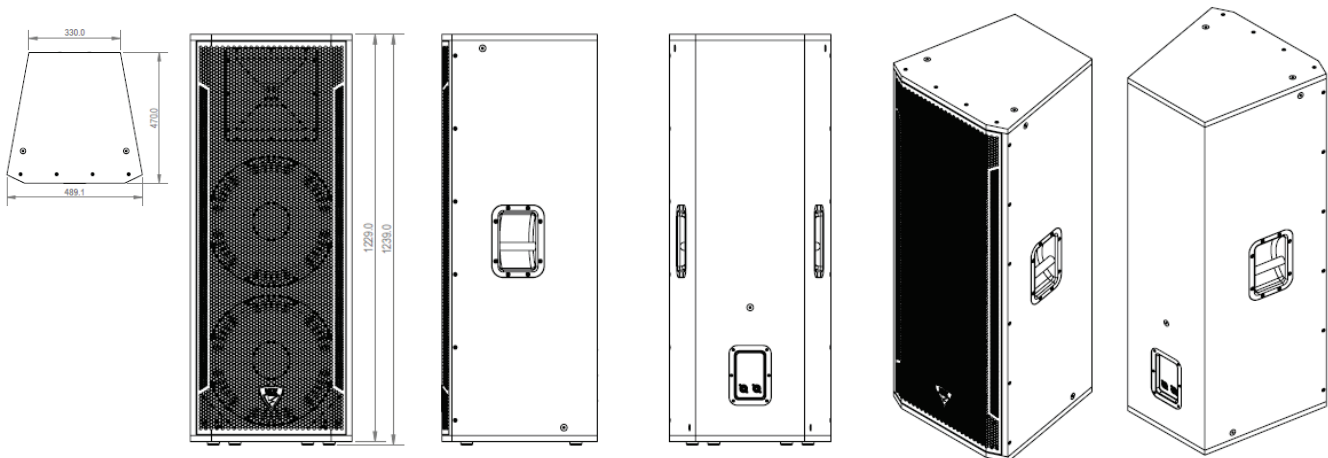
Impedansi



¹Calculated based on peak power and measured sensitivity

²RMS: pink noise with 6dB crest factor, 12dB BW @ 80 Hz - 20.000 Hz, 2Hr/step untill break, single unit

BOX



Showroom

Surabaya : Jl. Margomulyo No. 5, Tandes - Surabaya, Telp. +62-81 231833504

Jakarta : Ruko Glodok Plaza Blok F no. 97, Jl. Pinangsia Raya, Mangga Besar - Jakarta Barat, Telp. +62-21 6493139