



RHYME®

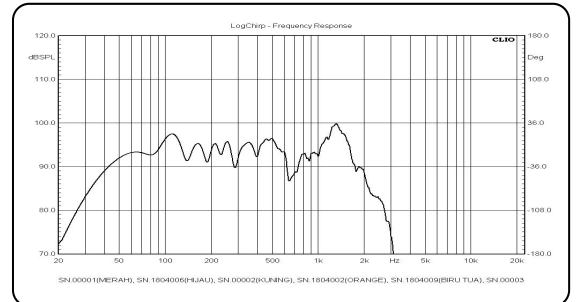
www.rhymeaudio.com

RM 1283 SB

SPECIFICATION

Configuration	: Dual 18", Subwoofer
Frequency Range (-10 dB)	: 30 Hz - 2200 Hz
Frequency Response (±3 dB)	: 40 Hz - 1800 Hz
Horizontal Coverage Angle (-6 dB)	: Omni
Vertical Coverage Angle (-6 dB)	: Omni
Crossover Modes	: None
System Sensitivity (1m/1w)	: 93 dB
Maximum SPL ¹	: 132 dB
System Nominal Impedance	: 4 Ohm
Power Rating (RMS / Program / Peak) ²	: 2200 / 4400 / 8800 Watt

Respon Frekuensi



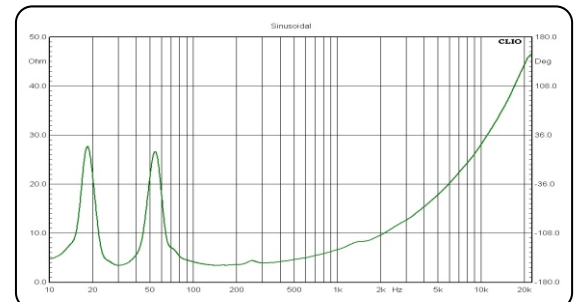
TRANSDUCER

LF Driver : 2 x PA-127187 SW FAB,18",ferrite, 127mm VC

PHYSICAL

Enclosure Material	: 18 mm Russian Birchply with glued & mechanically fastened joint detail
Finish	: Black Textured
Input Connector	: Neutrik Speakon NL4 (x2 parallel)
Dimension (H x W x D)	: 1160 x 546 x 680 mm (net) 1241 x 647 x 784 mm (shipping)
Weight (Net/Shipping)	: 112 / 118 Kg

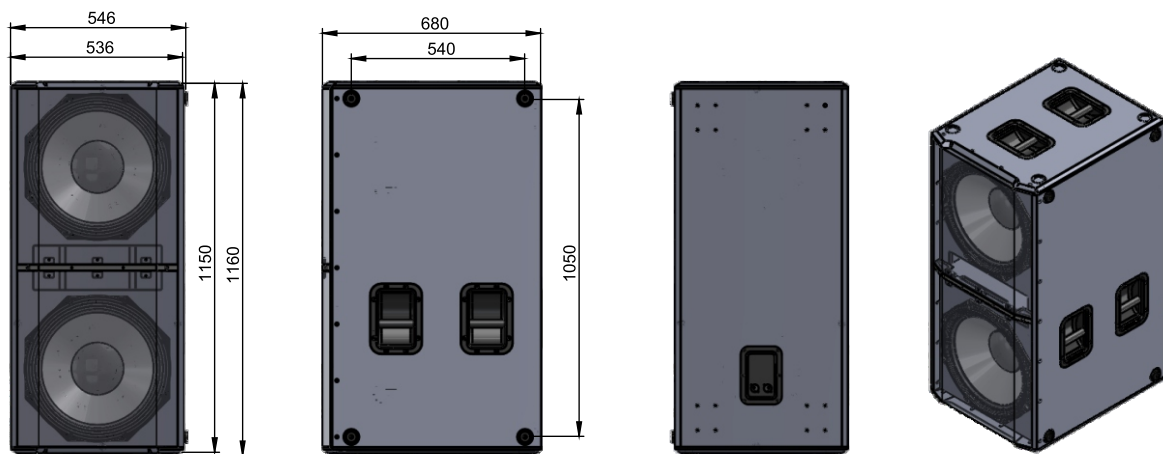
Impedansi



¹Calculated based on peak power and measured sensitivity

²RMS: pink noise with 6dB crest factor, 12dB BW @ 30 Hz - 300 Hz, 2Hr/step until break, single unit

BOX



Showroom

Surabaya : Jl. Margomulyo No. 5, Tandes - Surabaya
Telp. +62-81 231833504

Jakarta : Ruko Glodok Plaza Blok F no. 97
Jl. Pinangsia Raya, Mangga Besar - Jakarta Barat, Telp. +62-21 6493139