



# RHYME®

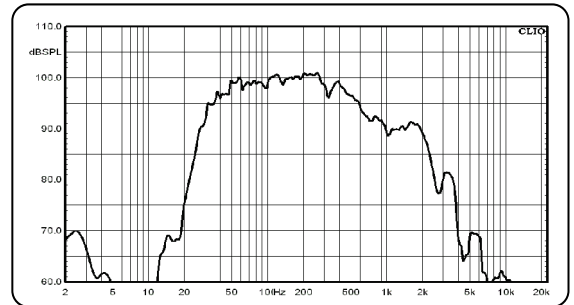
www.rhymeaudio.com

## RM 115 SB MK4

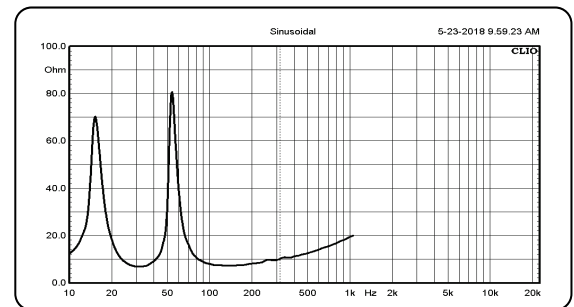
### SPECIFICATION

<b>Configuration</b>	: Single 15" Subwoofer
Frequency Range (-10 dB)	: 28 Hz - 1000 Hz
Frequency Response ( $\pm 3$ dB)	: 36 Hz - 450 Hz
Horizontal Coverage Angle (-6 dB)	: Omni
Vertical Coverage Angle (-6 dB)	: Omni
Crossover Modes	: None, Unpowered
System Sensitivity (1m/1w)	: 99 dB
Maximum SPL <sup>1</sup>	: 135 dB
System Nominal Impedance	: 8 Ohm
Power Rating (RMS / Program / Peak) <sup>2</sup>	: 1000 / 2000 / 4000 Watt

Respon Frekuensi



Impedansi



### TRANSDUCER

LF Driver : 1 x RM 113156 SW, 15", ferrite, 113mm VC

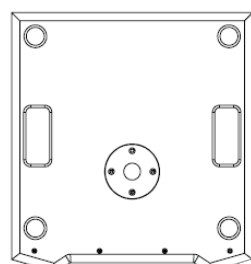
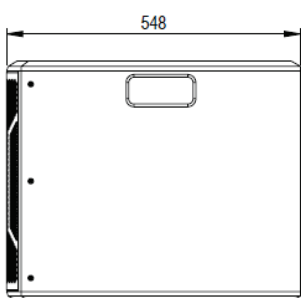
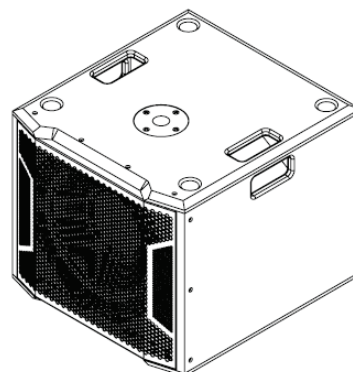
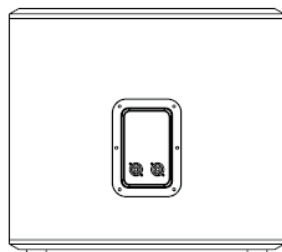
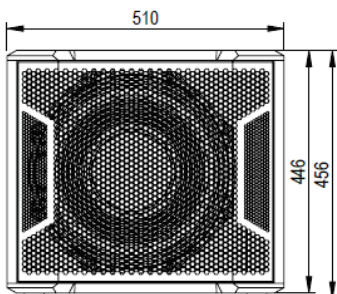
### PHYSICAL

Enclosure Material	: 18 mm Russian Birchply with glued & mechanically fastened joint detail
Finish	: Black Textured
Input Connector	: Neutrik Speakon NL4 (x2 parallel)
Dimension (H x W x D)	: 456 x 510 x 548 mm (net) 556 x 610 x 648 mm (shipping)
Weight (Net/Shipping)	: 39 / 46 Kg
Mounting & Suspension	: Pole mount Socket

<sup>1</sup>Calculated based on peak power and measured sensitivity

<sup>2</sup>RMS: pink noise with 6dB crest factor, 12dB BW @ 35 Hz - 350 Hz, 2Hr/step until break, single unit

### BOX



#### Showroom :

**Surabaya** : Jl. Margomulyo No. 5, Tandes - Surabaya,  
Telp. +62-81 231833504

**Jakarta** : Ruko Glodok Plaza Blok F no. 97  
Jl. Pinangsia Raya, Mangga Besar - Jakarta Barat,  
Telp. +62-21 6493139