



RHYME®

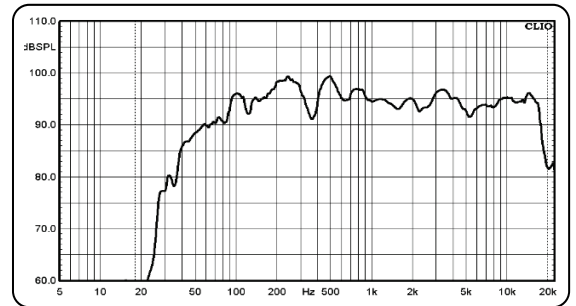
www.rhymeaudio.com

RM 103 LA

SPECIFICATION

Configuration	: Dual 10" 2way, Line Array Elements
Frequency Range (-10 dB)	: 38 Hz - 19 kHz
Frequency Response (± 3 dB)	: 72 Hz - 17 kHz
Horizontal Coverage Angle (-6 dB)	: 100°
Vertical Coverage Angle (-6 dB)	: 30°
Crossover Modes	: Passive
System Sensitivity (1m/1w)	: 94 dB
Maximum SPL ¹	: 129 dB
System Nominal Impedance	: 4 Ohm
Power Rating (RMS / Program / Peak) ²	: 800 / 1600 / 3200 Watt

Respon Frekuensi



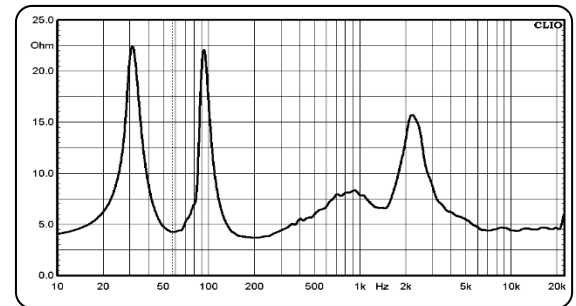
TRANSDUCER

LF Driver	: 2 x RM 6510, 10", Neo, 65mm VC
HF Driver	: CD 650TR15B-08F, Ferrite, 65mm VC

PHYSICAL

Enclosure Material	: 18 mm Russian Birchply with glued & mechanically fastened joint detail
Finish	: Black Textured
Input Connector	: Neutrik Speakon NL4 (x2 parallel)
Dimension (H x W x D)	: 902 x 311 x 440 mm (net) 1002 x 402 x 550 mm (shipping)
Weight (Net/Shipping)	: 35 / 41 Kg


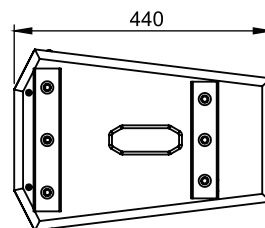
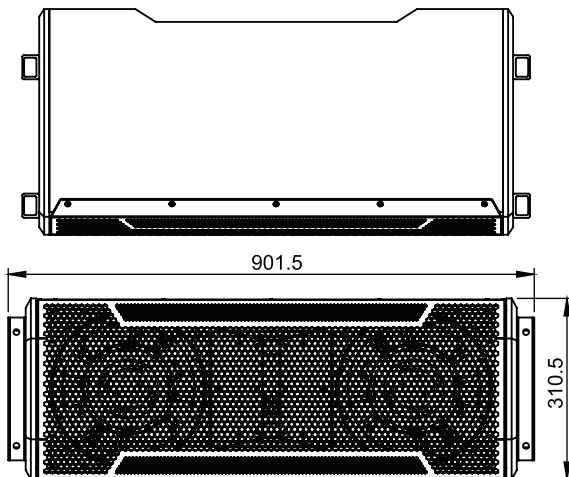
Impedansi



¹Calculated based on peak power and measured sensitivity

²RMS: pink noise with 6dB crest factor, 12dB BW @ 72 Hz - 17000 Hz, 2Hr/step until break, single unit

BOX



Showroom

Surabaya : Jl. Margomulyo No. 5, Tandés - Surabaya
Telp. +62-81 231833504

Jakarta : Ruko Glodok Plaza Blok F no. 97
Jl. Pinangsia Raya, Mangga Besar - Jakarta Barat, Telp. +62-21 6493139